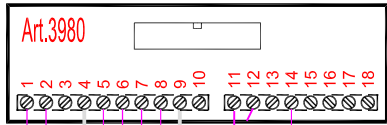
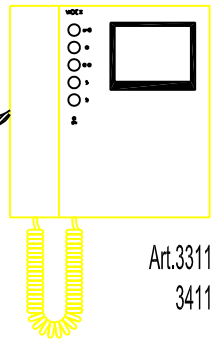
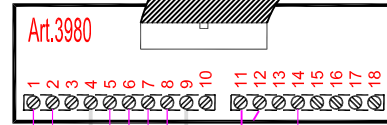


3 Art.3311-3411

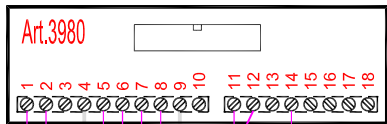


4

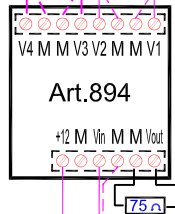
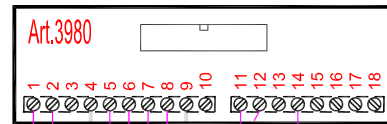


Art.3311
3411

1 Art.3311-3411

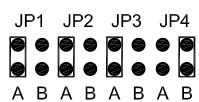


2

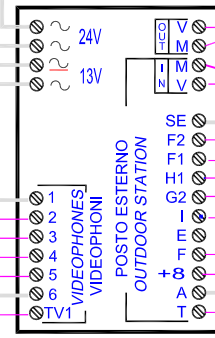
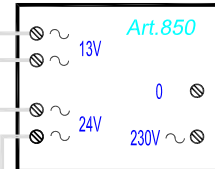


3311-3411-3511
Signals

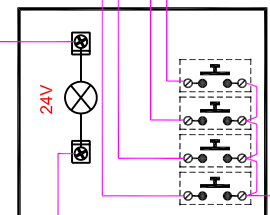
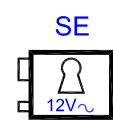
1	+12
2	TV1
3	TV2
4	1
5	2
6	3
7	4
8	5
9	6
10	7
11	V
12	M
13	R
14	C
15	-
16	T
17	1T
18	2T



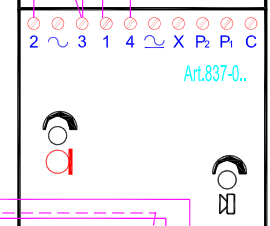
Videophone's jumpers settings
Impostazioni jumper videocitofoni



Art.890



Art.844..



Art.837-0..



Art.830..
Art.830Color

VM000001