



The range

230V A.C. external operators

- A3000** Self-locking operator for gate leaves of up to 3 m. Opening time (90°) 19 s.
- A3100** Reversible operator for gate leaves of up to 3 m. Opening time (90°) 19 s.
- A5000** Self-locking operator for gate leaves of up to 5 m. Opening time (90°) 32 s.
- A5100** Reversible operator for gate leaves of up to 5 m. Opening time (90°) 32 s.
- A3000A** Self-locking operator with 2 end points for gate leaves of up to 3 m. Opening time (90°) 19 s.
- A3100A** Reversible operator with 2 end points for gate leaves of up to 3 m. Opening time (90°) 19 s.
- A5000A** Self-locking operator with 2 end points for gate leaves of up to 5 m. Opening time (90°) 32 s.
- A5100A** Reversible operator with 2 end points for gate leaves of up to 5 m. Opening time (90°) 32 s.

230V A.C. control boards and casings

- ZF1** Basic control board for 2 gate leaves fitted to take Came radio cards.
- ZA4** Basic control board for 2 gate leaves fitted to take Came radio cards. (AF30-AF40 excluded).
- ZA5** Control board for 1 gate leaf fitted to take Came radio cards. (AF30-AF40 excluded).
- ZM3** Plus control board for 2 gate leaves fitted to take Came radio cards.
- ZM2** Multifunction control board for 2 gate leaves with safety device self-diagnosis, fitted to take Came radio cards.
- S4339** ABS casing with transformer. Dimensions L 197 x D 110 x H 290 mm.
- S4340** ABS casing with transformer. Dimensions L 240 x D 145 x H 320 mm.

24V D.C. operators and control panel EN12445 - EN12453 tested

- A3024N** Self-locking operator for gate leaves of up to 3 m. Adjustable opening time.
- A5024N** Self-locking operator for gate leaves of up to 5 m. Adjustable opening time.
- ZL180** Control panel for 2 gate leaves with radio decoding, fitted to take Came radio cards.

Accessories

- LB180** Card for connecting (12V - 1,2Ah) emergency batteries and battery rack, for ZL180.
- LOCK81** Electric lock 12V A.C. - D.C. single cylinder.
- LOCK82** Electric lock 12V A.C. - D.C. double cylinder.
- D001** Key cylinder DIN.
- H3000** Cord-operated release mechanism (length 5 m) complete with protective casing.

Technical features

Series A3000	A3000/A3100	A3000A/A3100A	A3024N
Series A5000	A5000/A5100	A5000A/A5100A	A5024N
Protection rating	IP44	IP44	IP44
Control board power supply (V)	230 A.C. 50/60 Hz	230 A.C. 50/60 Hz	230 A.C. 50/60 Hz
Motor power supply (V)	230 A.C. 50/60 Hz	230 A.C. 50/60 Hz	24 D.C.
Current draw (A)	1,2	1,2	10 max
Max Power (W)	150	150	120
Traction force (N)	400 ÷ 3000	400 ÷ 3000	400 ÷ 3000
Duty cycle (%)	50	50	intensive use
Operating temperature (°C)	-20 ÷ +55	-20 ÷ +55	-20 ÷ +55

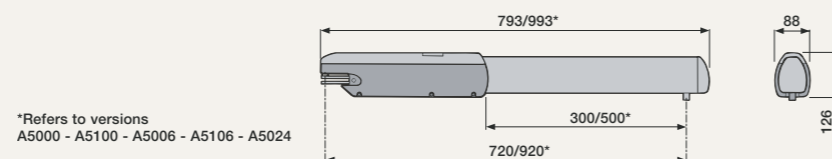
● 230V A.C. ● 24V D.C.

Limits to use

Series	A3000 / A3100 / A3000A / A3100A	A3024N
Max gate leaf width (m)	2, 2,5, 3	3
Max gate leaf weight (Kg)	800, 600, 400	400

Series	A5000 / A5100 / A5000A / A5100A	A5024N
Max gate leaf width (m)	2, 2,5, 3, 4, 5	5
Max gate leaf weight (Kg)	1000, 800, 600, 500, 400	400

Dimensions



Gate operators tested in compliance with European Standards on the subject of impact force.

External operator for swing gates of up to 3 and 5 m long gate leaves



Ati

Sturdiness and power are its strong points

The medium to large sized swing gate operator, is powerful and versatile, and does not require periodic maintenance while expressing Came dependability to the fullest.



Came cancelli automatici S.p.a.

via Martiri della Libertà, 15
31030 Dossan di Casier
Treviso - Italy

www.came.it - info@came.it

© Came DEF5699 06/2007

The data and information shown in this catalogue are subject to change without the obligation to give prior notice by Came cancelli automatici S.p.A.



Ati

230V 24V

Came dependability and experience at the touch of your fingertips

Sturdy, compact and dependable, it is the perfect operator for swing gates of considerable size. It provides total power on every cycle. All the component parts have a precise function and maximum attention to detail is given, thus bringing together the essential and the aesthetic values of the operator. It also comes in the 24V version, to be used under intense duty conditions such as in apartment blocks, company facilities and collective environments in general.



Practical and safe.
The gearmotor release, which is protected by a door and a lock, gives easy access to the manual opening of the gate during a blackout.



Extremely sturdy.
The outer structure, made entirely of aluminium, guarantees sturdiness and protection from environmental agents.



Electronic control provides safe passage.
In the 24V versions, when an obstacle prevents the gate from moving, the "amperometric detection device" is activated and immediately inverts or blocks its movement.


True comfort.
The electronics of the 24V version can be equipped with a device that, in the event of a blackout, activates the emergency back-up function that uses batteries. In industrial and other intensive use settings, Ati can also be connected to an emergency generator.

EN12445 - EN12453 compliant.
The dedicated ZL180 panel constantly controls the gate leaves' movement allowing for safe thrust, and is EU standard compliant.



Choose among 10 models.
The Ati range features 10 different models each though up to meet every need in terms of use and application. To install a "customized" system there are 6 control boards available, from the simplest BASIC version to the more complete MULTIFUNCTION version.

Electromechanical is best.
Ati is an electromechanical operator true to the best of Came tradition. It does not require any periodic maintenance and is designed to always work, even in the severest of climatic conditions.



The 230V electronics

Besides the usual control and safety functions, Ati's new 230V electronics provide certain details that allow for total control of the operator and optimal working conditions of the same. Here are some examples:

- > **Total control of the gate from the transmitter**
control including the possibility of immediately stopping the movement of the gate leaves.
- > **Possibility of programming the gate to partially open**
ideal for all entrances that don't have a specific pedestrian gate.
- > **System's active safety-devices test**
performed prior to each gate opening and closing cycle.

Ati 24V is EN TESTED

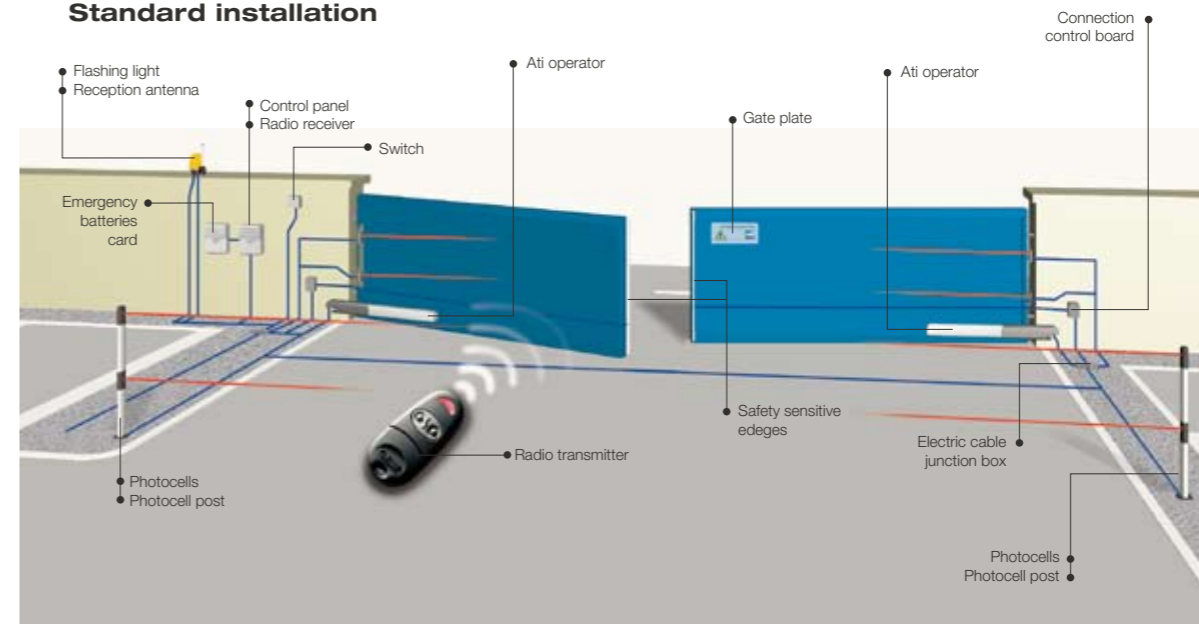


When total comfort, performance and safety are needed, Ati's 24V technology elevates the potential to the highest standards, meaning:

- > **Controlled impact forces**
Thanks to laboratory testing carried out on a door sample, versions A3204N and A5024N are European standard EN12445 and EN12453 compliant, in terms of impact forces.
- > **Blackouts no more**
Ati's 24V electronics automatically detects any absence of power and immediately activates the emergency back-up batteries, to always open and close the gate (optional).
- > **Frequent passages**
The low-voltage gearmotor guarantees functioning even in the harshest of working conditions, such as in apartment blocks and industrial facilities.
- > **Obstacle detection**
A special electronic circuit constantly sweeps for any obstacles to the gate leaves, and if needed stops or inverts the direction of motion.



Standard installation



In the event a careful analysis of the automated gate's risks were to require it, the use of sensitive safety infrared or contact edges becomes indispensable. In the event of panel gates, and very windy conditions, we suggest installing the 230V version.

